



Republic of the Philippines
Department of Health
EAST AVENUE MEDICAL CENTER
East Avenue, Quezon City



Reference Code

FM-FIN-BUD-021

Issue Number

Date Effectivity

July 1, 2015

STATEMENT OF APPROPRIATIONS, ALLOTMENTS, OBLIGATIONS, DISBURSEMENTS AND BALANCES BY OBJECT OF EXPENDITURES
As of the Quarter Ending December 30, 2015

Agency : EAST AVENUE MEDICAL CENTER

Operating Code (UACS)

Funding Source Code(as clustered) (e.g Old Fund Code: 101, 102, 151)

FAR No. 1-A

PARTICULARS	UACS CODE	Appropriations		Allotments			Current Year Obligations					Current Year Disbursements					Balances				
		Adjusted	Allotments Received	Adjustments (Withdrawal, Realignment)	Transfer To	Transfer From	Total Allotments	1st Quarter Ending Mar. 31	2nd Quarter Ending June 30	3rd Quarter Ending Sept. 30	4th Quarter Ending Dec. 31	Total Obligations	1st Quarter Ending March 31	2nd Quarter Ending June 30	3rd Quarter Ending Sept. 30	4th Quarter Ending Dec. 31	Total Disbursement	Unreleased Appropriations	Unobligated Balance	Unpaid Obligations (15-20)=(23+24)	
																				Due and Demandable	Not Yet Due and Demandable
1	2	5=(3+4)	6	7	8	9	10=6+7+8+9	11	12	13	14	15=(11+12+13+14)	16	17	18	19	20=(16+17+18+19)	21=(5-10)	22=(10-15)	23	24
A. AGENCY SPECIFIC BUDGET																					
Personnel Services																					
Wages - Regular																					
Salaries - Wages - Regular	5 01 01 010 01	280,302,000.00	280,302,000.00				280,302,000.00	118,360,530.01	106,469,899.37	55,471,570.62		280,302,000.00	77,795,043.50	112,828,528.63	84,501,219.36	5,177,208.51	280,302,000.00	-	-	-	-
Contractual, Casual & Emergency Personnel	5 01 01 020 00	-	100,000.00	(100,000.00)			-					-	-	-	-	-	-	-	-	-	-
Other Compensation:																					
PERA	5 01 02 010 01	24,084,000.00	24,084,000.00				24,084,000.00	9,100,977.16	7,957,787.91	7,025,234.93		24,084,000.00	34,727.27	207,909.09	23,190,701.97	650,661.67	24,084,000.00	-	-	-	-
Representation Allowance	5 01 02 020 00	362,000.00	312,000.00	50,000.00			362,000.00	124,000.00	62,000.00	93,000.00	83,000.00	362,000.00	93,000.00	93,000.00	93,000.00	83,000.00	362,000.00	-	-	-	-
Transportation Allowance	5 01 02 030 01	260,000.00	312,000.00	(52,000.00)			260,000.00	90,000.00	45,000.00	67,500.00		260,000.00	67,500.00	67,500.00	67,500.00	57,500.00	260,000.00	-	-	-	-
Clothing/Uniform Allowance	5 01 02 040 01	5,310,000.00	5,310,000.00				5,310,000.00	5,310,000.00				5,310,000.00	5,310,000.00				5,310,000.00	-	-	-	-
Magna Carta - Subsistence Allowances	5 01 02 050 03	18,334,000.00	18,334,000.00				18,334,000.00	4,767,512.50	4,333,120.84	4,486,546.67	4,746,819.99	18,334,000.00	18,750.00	111,750.00	13,326,467.51	4,877,032.49	18,334,000.00	-	-	-	-
Magna Carta - Laundry Allowances	5 01 02 060 04	1,910,000.00	1,910,000.00				1,910,000.00	1,106,858.15	362,247.47	440,894.38		1,910,000.00	2,556.84	16,638.64	1,890,804.52		1,910,000.00	-	-	-	-
Productivity Incentive Bonus	5 01 02 080 01	1,924,500.00	2,124,000.00	(199,500.00)			1,924,500.00		1,922,500.00	2,000.00		1,924,500.00		1,922,500.00	2,000.00		1,924,500.00	-	-	-	-
Magna Carta - Hazard Pay	5 01 02 110 05	51,313,000.00	51,313,000.00				51,313,000.00	16,929,493.08	15,736,186.41	18,647,320.51		51,313,000.00	11,666,654.76	14,767,669.05	24,702,624.10	176,052.09	51,313,000.00	-	-	-	-
Magna Carta - Longevity Pay	5 01 02 120 01	19,951,760.11	20,092,000.00	(140,239.89)			19,951,760.11	6,049,236.43	3,537,528.72	8,584,877.63	1,780,117.33	19,951,760.11	4,310,233.95	4,957,077.60	5,544,663.76	5,139,784.80	19,951,760.11	-	-	-	-
Year End Bonus	5 01 02 140 01	23,358,000.00	23,358,000.00				23,358,000.00		15,168,625.93		8,189,374.07	23,358,000.00	-	14,559,295.43	609,330.50	8,189,374.07	23,358,000.00	-	-	-	-
Cash Gift	5 01 02 150 01	5,310,000.00	5,310,000.00				5,310,000.00		2,753,750.00		2,556,250.00	5,310,000.00		2,753,750.00		2,556,250.00	5,310,000.00	-	-	-	-
Pag-Ibig	5 01 03 020 01	1,274,000.00	1,274,000.00				1,274,000.00	363,500.00	401,700.00	508,800.00	-	1,274,000.00	235,900.00	529,300.00	508,800.00	-	1,274,000.00	-	-	-	-
PHILHEALTH	5 01 03 030 01	2,938,000.00	2,938,000.00				2,938,000.00	1,002,187.50	1,117,012.50	818,800.00	-	2,938,000.00	644,237.50	1,098,475.00	1,195,287.50	-	2,938,000.00	-	-	-	-
ECIP	5 01 03 040 01	1,271,000.00	1,271,000.00				1,271,000.00	359,000.00	397,300.00	514,700.00	-	1,271,000.00	232,900.00	389,800.00	648,300.00		1,271,000.00	-	-	-	-
Other Personnel Benefits - (Step Increment)	5 01 04 990 99	7,654,198.00	701,000.00	6,953,198.00			7,654,198.00	133,500.00	223,500.00	148,000.00	7,149,198.00	7,654,198.00	133,500.00	223,500.00	148,000.00	7,149,198.00	7,654,198.00	-	-	-	-
Total Personnel Services		445,556,458.11	439,045,000.00	6,511,458.11	-	-	445,556,458.11	163,696,794.83	160,488,159.15	96,809,244.74	24,562,259.39	445,556,458.11	100,545,003.82	154,526,693.44	156,428,699.22	34,056,061.63	445,556,458.11	-	-	-	-
Maintenance and Other Operating Expenses																					
Traveling Expenses-Local	5 02 01 010 00	68,290.12	669,000.00			(600,709.88)	68,290.12	23,550.00	102,945.12	510,000.00	(568,205.00)	68,290.12	23,550.00	102,945.12	(90,000.00)	31,795.00	68,290.12	-	-	-	-
Training Expenses	5 02 02 010 00	2,818,436.02	31,332,000.00	(28,513,563.98)			2,818,436.02	255,539.00	739,187.16	5,381,078.00	(3,557,368.14)	2,818,436.02	213,539.00	554,389.16	454,046.00	710,439.59	1,932,413.75	-	-	-	886,022.27
Office Supplies Expenses	5 02 03 010 00	1,307,536.52	271,000.00	1,036,536.52			1,307,536.52	253,241.48	15,096.64	2,652.00	1,035,468.00	1,306,458.12	241,566.98	26,771.14	2,652.00	962,060.00	1,233,050.12	-	1,078.40	-	73,408.00
Food Supplies Expense	5 02 03 050 00	9,469,573.41	6,536,000.00	5,939,689.63		(3,006,116.22)	9,469,573.41	3,378,911.32	3,156,719.63	9,469,573.41	2,933,942.46	9,469,573.41	41,453.24	1,310,359.76	584,597.44	2,372,556.29	4,308,966.73	-	-	1,239,572.60	3,921,034.08
Drugs and Medicines Expenses	5 02 03 070 00	20,525,000.00	20,525,000.00				20,525,000.00	4,580,833.83	15,944,166.17			20,525,000.00	2,274,415.30	2,291,478.90	7,601,092.37	8,267,960.63	20,434,947.20	-	-	-	90,052.80
Medical, Dental, Radiology & Laboratory	5 02 03 080 00	56,601,173.52	71,425,000.00	7,284,467.68		(22,108,294.16)	56,601,173.52	25,684,370.89	45,740,629.11		(14,823,826.48)	56,601,173.52	2,757,370.00	13,802,855.40	25,234,064.86	7,155,758.65	48,950,048.91	-	-	1,265,004.75	6,386,119.86
Fuel, Oil, Lubricants Expense	5 02 03 090 00	-	4,000.00	(4,000.00)			-					-	-	-	-	-	-	-	-	-	-
Water Expenses	5 02 04 010 00	6,121,669.39	6,762,000.00	2,200,000.00		(2,840,330.61)	6,121,669.39	2,342,317.88	51,285.79	4,285,173.45	(557,107.73)	6,121,669.39	2,342,317.88	51,285.79	1,785,173.45	1,942,892.27	6,121,669.39	-	-	-	-
Electricity Expense	5 02 04 020 00	11,769,325.87	8,698,000.00	8,400,000.00		(5,328,674.13)	11,769,325.87	7,383,190.04	6,000.00	1,308,000.00	3,072,135.83	11,769,325.87	7,377,190.04	12,000.00	8,000.00	4,372,135.83	11,769,325.87	-	-	-	-
Communication-Courier Services	5 02 05 010 00	1,000.00	1,000.00				1,000.00			1,000.00		1,000.00			734.00	266.00	1,000.00	-	-	-	-
Telephone Expenses-Landline	5 02 05 020 02	143,903.52	131,000.00	12,903.52			143,903.52	80,915.90	50,055.40	(1,037.00)	13,969.22	143,903.52	78,241.02	50,055.40	(2,784.20)	14,883.20	140,395.42	-	-	3,508.10	-
Internet Subscription Expense	5 02 05 030 00	8,000.00	8,000.00				8,000.00			303.00		8,000.00		4,700.00	3,300.00		8,000.00	-	-	-	-
Cable, Satellite, Telegraph and Radio Exp	5 02 05 040 00	-	1,000.00	(1,000.00)			-					-	-	-	-	-	-	-	-	-	-
Other Professional Services	5 02 11 990 00	264,262.50	283,000.00	(18,737.50)			264,262.50					264,262.50	45,200.00		98,662.50	90,400.00	234,262.50	-	-	-	30,000.00
Other General Services	5 02 12 990 00	3,236,984.80	272,000.00	2,964,984.80			3,236,984.80		26,916.66	(20,935.18)	3,231,003.32	3,236,984.80	-			2,860,068.14	2,860,068.14	-	-	-	376,916.66
Repair and Maint. - Infrastructure Assets	5 02 13 030 00	85,000.00	85,000.00				85,000.00		85,000.00			85,000.00	-			85,000.00	85,000.00	-	-	-	-
Repair and Maint. - Building and Other Structures	5 02 13 040 00	-	1,049,000.00			(1,049,000.00)	-		1,049,000.00			(1,049,000.00)	-			-	-	-	-	-	-
Repair and Maint. - Medical Equipment	5 02 13 050 11	793,785.94	1,037,000.00	(243,214.06)			793,785.94	722,900.00				793,785.94	-	138,500.00	392,200.00	19,900.94	550,600.94	-	-	-	243,185.00
Subsidy-Others	5 02 14 990 00	33,417,000.00	33,417,000.00				33,417,000.00	1,075,660.00	30,967,308.95		1,374,031.05	33,417,000.00		1,075,660.00	30,967,308.95	1,374,031.05	33,417,000.00	-	-	-	-
Taxes, Duties and Fees	5 02 15 010 01	500.00	1,000.00	(500.00)			500.00					500.00					-	-	-	-	500.00
Representation Expense	5 02 99 030 00	62,130.26	1,117,000.00	(969,869.74)		(85,000.00)	62,130.26	29,114.01	96,000.00		(62,983.75)	62,130.26			125,114.01	(85,000.00)	40,114.01	-	-	22,016.25	-
Rent - Equipment	5 02 99 050 04	15,726,920.00	14,607,000.00	1,119,920.00			15,726,920.00	3,856,730.00	3,956,730.00	3,956,730.00	3,956,730.00	15,726,920.00	2,637,820.00	5,075,640.00	4,056,730.00	3,856,730.00	15,626,920.00	-	-	100,000.00	-
Other Maintenance & Other Operating Expenses	5 02 99 990 99	-	-	-			-	-	-	-	-	-	-	-	-	-	-	-	-	-	-
Sub-Total MOOE		162,420,491.87	198,231,000.00	(792,383.13)	-	(35,018,125.00)	162,420,491.87	49,720,171.35	101,987,040.63	15,544,226.77	(4,832,025.28)	162,419,413.47	18,037,363.46	24,491,940.67	71,220,891.38	34,031,877.59	147,782,073.10	-	1,078.40	3,037,518.36	11,599,822.01
Add: Later Release																					
Subsidy-Others SARO-BMB-15-0022621	5 02 14 990 00	1,842,383.13	1,050,000.00	792,383.13			1,842,383.13					1,842,383.13	1,842,383.13		734,326.18	734,326.18		-	-	1,108,056.95	-
Total MOOE		164,262,875.00	199,281,000.00	(0.00)	-	(35,018,125.00)	164,262,875.00	49,720,171.35	101,987,040.63	15,544,226.77	(2,989,642.15)	164,261,796.60	18,037,363.46	24,491,940.67	71,220,891.38	34,766,203.7					


STATEMENT OF APPROPRIATIONS, ALLOTMENTS, OBLIGATIONS, DISBURSEMENTS AND BALANCES BY OBJECT OF EXPENDITURES
As of the Quarter Ending December 30, 2015


Agency : EAST AVENUE MEDICAL CENTER
Operating Code (UACS)
Funding Source Code(as clustered) (e.g Old Fund Code: 101, 102, 151)

		FAR No. 1-A																			
PARTICULARS	UACS CODE	Appropriations	Allotments					Current Year Obligations					Current Year Disbursements					Balances			
		Adjusted	Allotments Received	Adjustments (Withdrawal, Realignment)	Transfer To	Transfer From	Total Allotments	1st Quarter Ending Mar. 31	2nd Quarter Ending June 30	3rd Quarter Ending Sept. 30	4th Quarter Ending Dec. 31	Total Obligations	1st Quarter Ending March 31	2nd Quarter Ending June 30	3rd Quarter Ending Sept. 30	4th Quarter Ending Dec. 31	Total Disbursement	Unreleased Appropriations	Unobligated Balance	Unpaid Obligations (15-20)=(23+24)	
		5=(3+4)	6	7	8	9	10=6+7+8+9	11	12	13	14	15=(11+12+13+14)	16	17	18	19	20=(16+17+18+19)	21=(5-10)	22=(10-15)	23	24
Capital Outlay - Later Release							-														
Property, Plant and Equipment Outlay							-														
Building and Other Structures Outlay							-														
Building and Other structures	5 06 04 040 00	250,000,000.00					-					-					-	250,000,000.00	-	-	-
Machinery and Equipment	5 06 04 050 00	100,000,000.00					-					-					-	100,000,000.00	-	-	-
Total Capital Outlay		350,000,000.00					-					-					-	350,000,000.00	-	-	-
TOTAL REGULAR BUDGET FOR 2015		959,819,333.11	638,326,000.00	6,511,458.11	-	(35,018,125.00)	609,819,333.11	213,416,966.18	262,475,199.78	112,353,471.51	21,572,617.24	609,818,254.71	118,582,367.28	179,018,634.11	227,649,590.60	68,822,265.40	594,072,857.39	350,000,000.00	1,078.40	4,145,575.31	11,599,822.01
B. AUTOMATIC APPROPRIATIONS																					
Retirement and Life Insurance Premium																					
8-B-15-0013293	5 01 03 010 00	33,636,000.00	33,636,000.00				33,636,000.00	10,340,347.60	17,269,045.79	6,026,606.61		33,636,000.00	6,625,996.88	11,459,083.27	15,522,735.69		33,607,815.84	-	-	28,184.16	
TOTAL AUTOMATIC APPROPRIATIONS		49,774,276.00	49,774,276.00	-	-	-	49,774,276.00	10,340,347.60	17,269,045.79	11,565,540.77	10,598,640.46	49,773,574.62	6,625,996.88	11,459,083.27	15,522,735.69	14,276,726.82	47,884,542.66	-	701.38	1,860,847.80	-
C. SPECIAL PURPOSE FUNDS																					
Collective Negotiation Agreement	5 01 02 990 11	35,018,125.00			35,018,125.00		35,018,125.00				35,018,125.00	35,018,125.00				35,018,125.00	35,018,125.00	-	-	-	-
Pension and Gratuity Fund	5 01 04 030 01	9,765,227.00	9,765,227.00				9,765,227.00		1,856,311.17	2,750,847.91	5,132,843.30	9,740,002.38		1,852,163.44	2,754,995.64	1,142,631.97	5,749,791.05	-	25,224.62	3,990,211.33	-
PEL Civilian	5 01 02 990 12	2,378,845.00	2,378,845.00				2,378,845.00				2,378,845.00	2,378,845.00				2,378,845.00	2,378,845.00	-	-	-	-
Miscellaneous Personnel Benefits Fur	5 01 00 000 00	197,053,327.89	203,564,786.00	(6,511,458.11)			197,053,327.89			62,371,068.87	134,681,987.02	197,053,055.89			52,944,382.93	131,499,302.60	184,443,685.53	-	272.00	12,609,370.36	-
TOTAL SPECIAL PURPOSE FUNDS		244,215,524.89	215,708,858.00	(6,511,458.11)	35,018,125.00	-	244,215,524.89	-	1,856,311.17	65,121,916.78	177,211,800.32	244,190,028.27	-	1,852,163.44	55,699,378.57	170,038,904.57	227,590,446.58	-	25,496.62	16,599,581.69	-
Sub-Allotment																					
Personnel Services		44,426,144.77	44,426,144.77				44,426,144.77		29,098,614.36	568,473.56	13,734,520.68	43,401,608.60		20,708,614.00	396,368.53	20,118,312.38	41,223,294.91		1,024,536.17	2,178,313.69	-
MOOE																					
Current Release		13,875,000.00	13,875,000.00				13,875,000.00		1,445,597.01	526,532.75	6,435,381.47	8,407,511.23			1,414,283.66	126,757.80	1,541,041.46		5,467,488.77		6,866,469.77
Later Release		19,095,000.00	19,095,000.00				19,095,000.00	714,314.00	633,888.55	4,189,400.38	13,500,868.28	19,038,471.21			259,528.05	2,312,972.02	2,572,500.07		56,528.79	9,939,803.50	6,526,167.64
Capital Outlay- later release		100,000,000.00	100,000,000.00				100,000,000.00				100,000,000.00	100,000,000.00				100,000,000.00	100,000,000.00		-		
Sub-total Other Releases (Sub-Allotment)		177,396,144.77	177,396,144.77				177,396,144.77	714,314.00	31,178,099.92	5,284,406.69	133,670,770.43	170,847,591.04	-	20,708,614.00	2,070,180.24	122,558,042.20	145,336,836.44	-	6,548,553.73	12,118,117.19	13,392,637.41
GRAND TOTAL		1,431,205,278.77	1,081,205,278.77	-	35,018,125.00	(35,018,125.00)	1,081,205,278.77	224,471,627.78	312,778,656.66	194,325,335.75	343,053,828.45	1,074,629,448.64	125,208,364.16	213,038,494.82	300,941,885.10	375,695,938.99	1,014,884,683.07	350,000,000.00	6,575,830.13	34,752,306.15	24,992,459.42

Prepared By:

LIEZL Z. RAPER
Supervising Administrative Officer

Reviewed by:

MARIA M. CRUZ
Financial and Management Officer II

Noted by:

ROLAND L. CORTEZ, MD,FPCHA, MHA, CESO IV, CEO VI
Medical Center Chief II



Republic of the Philippines
Department of Health
EAST AVENUE MEDICAL CENTER
East Avenue, Quezon City



Reference Code
FM-FIN-BUD-022
Issue Number
0
Date Effectivity
July 1, 2015

LIST OF ALLOTMENTS AND SUB-ALLOTMENTS
As of the Quarter Ending December 31, 2015


Agency : EAST AVENUE MEDICAL CENTER
Operating Unit :
Organizations Code (UACS) :
Funding Source Code (as clustered) :


FAR No. 1-B

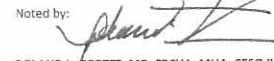
ALLOTMENTS / SUB-ALLOTMENTS			FUNDING SOURCE		UACS CODE		ALLOTMENTS/SUB-ALLOTMENTS RECEIVED FROM CO's / RO's				SUB-ALLOTMENT TO REGIONS/OPERATING UNITS				TOTAL ALLOTMENTS / NET OF SUB-ALLOTMENTS			
No.	NUMBER	DATE	DESCRIPTION				PS	MOOE	CO	TOTAL	PS	MOOE	CO	TOTAL	PS	MOOE	CO	TOTAL
1	2	3	4		5		6	7	8	9=(6+7+8)	10	11	12	13=(10+11+12)	10	11	12	13=(10+11+12)
A. ALLOTMENTS RECEIVED FROM DBM																		
	Gen. Appropriation Act. FY 2015		CY 2015		RA No.10651	1 01 101	439,045,000.00	198,231,000.00	0.00	637,276,000.00	0.00	0.00	0.00	0.00	439,045,000.00	198,231,000.00	0.00	637,276,000.00
	ABMNo.BMB-B-14-0004856		RUP		RA No.10651	1 04 102	33,636,000.00	0.00	0.00	33,636,000.00	0.00	0.00	0.00	0.00	33,636,000.00	0.00	0.00	33,636,000.00
	Total Gen. Appropriations Releases						472,681,000.00	198,231,000.00	0.00	670,912,000.00	0.00	0.00	0.00	0.00	472,681,000.00	198,231,000.00	0.00	670,912,000.00
Additional Allotments Received from DBM																		
1	SARO No.BMB-B-15-0003486	3/23/2015	Pension and Gratuity Fund		RA No.10651	1 01 407	231,426.00	0.00	0.00	231,426.00	0.00	0.00	0.00	0.00	231,426.00	0.00	0.00	231,426.00
	SARO No.BMB-B-15-0005818	5/14/2015	Pension and Gratuity Fund		RA No.10651	1 01 407	482,076.00	0.00	0.00	482,076.00	0.00	0.00	0.00	0.00	482,076.00	0.00	0.00	482,076.00
	SARO No.BMB-B-15-0007246	6/5/2015	Pension and Gratuity Fund		RA No.10651	1 01 407	1,168,032.00	0.00	0.00	1,168,032.00	0.00	0.00	0.00	0.00	1,168,032.00	0.00	0.00	1,168,032.00
4	SARO No.BMB-B-15-0010936	8/5/2015	Pension and Gratuity Fund		RA No.10651	1 01 407	877,101.00	0.00	0.00	877,101.00	0.00	0.00	0.00	0.00	877,101.00	0.00	0.00	877,101.00
5	SARO No.BMB-B-15-0012392	9/2/2015	Pension and Gratuity Fund		RA No.10651	1 01 407	1,873,748.00	0.00	0.00	1,873,748.00	0.00	0.00	0.00	0.00	1,873,748.00	0.00	0.00	1,873,748.00
6	SARO No.BMB-B-15-0013292	9/17/2015	Misc. Personnel Benefits Fund		RA No.10651	1 01 406	203,564,786.00	0.00	0.00	203,564,786.00	0.00	0.00	0.00	0.00	203,564,786.00	0.00	0.00	203,564,786.00
7	SARO No.BMB-B-15-0013293	9/17/2015	RUP		RA No.10651	1 04 102	16,138,276.00	0.00	0.00	16,138,276.00	0.00	0.00	0.00	0.00	16,138,276.00	0.00	0.00	16,138,276.00
8	SARO No. SARO-BMB-B-15-0017210	10/22/2015	Pension and Gratuity Fund		RA No.10651	1 01 407	2,248,508.00	0.00	0.00	2,248,508.00	0.00	0.00	0.00	0.00	2,248,508.00	0.00	0.00	2,248,508.00
9	SARO No. SARO-BMB-B-15-0021430	11/27/2015	Pension and Gratuity Fund		RA No.10651	1 01 407	1,360,528.00	0.00	0.00	1,360,528.00	0.00	0.00	0.00	0.00	1,360,528.00	0.00	0.00	1,360,528.00
10	SARO No. SARO-BMB-B-15-0023609	12/18/2015	Pension and Gratuity Fund		RA No.10651	1 01 407	1,523,808.00	0.00	0.00	1,523,808.00	0.00	0.00	0.00	0.00	1,523,808.00	0.00	0.00	1,523,808.00
11	SARO No. SARO-BMB-B-15-0022621	12/11/2015	Misc. Personnel Benefits Fund		RA No.10651	1 01 406	2,378,845.00	0.00	0.00	2,378,845.00	0.00	0.00	0.00	0.00	2,378,845.00	0.00	0.00	2,378,845.00
12	SARO No. SARO-BMB-B-15-0023826	12/21/2015	MOOE - later release		RA No.10651	1 01 101	0.00	1,050,000.00	0.00	1,050,000.00	0.00	0.00	0.00	0.00	0.00	1,050,000.00	0.00	1,050,000.00
13	SARO No. SARO-BMB-B-15-0024141	12/23/2015	C.N.A		RA No.10651	1 01 101		(35,018,125.00)	0.00	(35,018,125.00)	0.00	0.00	0.00	0.00	0.00	(35,018,125.00)	0.00	(35,018,125.00)
14	SARO No. SARO-BMB-B-15-0024141	12/23/2015	C.N.A		RA No.10651	1 01 101	35,018,125.00	0.00	0.00	35,018,125.00	0.00	0.00	0.00	0.00	35,018,125.00	0.00	0.00	35,018,125.00
	Sub-Total Additional Allotments						266,865,259.00	(33,968,125.00)	0.00	232,897,134.00	0.00	0.00	0.00	0.00	266,865,259.00	(33,968,125.00)	0.00	232,897,134.00
	Grand Total						739,546,259.00	164,262,875.00	0.00	903,809,134.00	0.00	0.00	0.00	0.00	739,546,259.00	164,262,875.00	0.00	903,809,134.00
B. SUB-ALLOTMENTS RECEIVED FROM																		
CENTRAL OFFICE																		
1	SAA No. 15-01-001(CONAP)	1/29/2015	Mgn't. of Arsenic Poisoning		RA No.10633	1 01 101	0.00	4,500,000.00	0.00	4,500,000.00	0.00	0.00	0.00	0.00	0.00	4,500,000.00	0.00	4,500,000.00
2	SAA No. 15-02-007(CONAP)	2/13/2015	Antidote Stocking for the Mgn't. and Treatment of Poisoning Patients		RA No.10633	1 01 101	0.00	1,000,000.00	0.00	1,000,000.00	0.00	0.00	0.00	0.00	0.00	1,000,000.00	0.00	1,000,000.00
3	SAA No.15-03-168	3/11/2015	Environmental and Occupational Health		RA No.10651	1 01 101	0.00	2,500,000.00	0.00	2,500,000.00	0.00	0.00	0.00	0.00	0.00	2,500,000.00	0.00	2,500,000.00
4	SAA No. 15-03-141	3/11/2015	Implementation of Public Health Programs, for the Prevention, Control and Elimination of Infectious Disease		RA No.10651	1 01 101	0.00	1,200,000.00	0.00	1,200,000.00	0.00	0.00	0.00	0.00	0.00	1,200,000.00	0.00	1,200,000.00
5	SAA No. 15-03-214	3/19/2015	Detoxification of Arsenic Poisoning Cases		RA No.10651	1 01 101	0.00	4,200,000.00	0.00	4,200,000.00	0.00	0.00	0.00	0.00	0.00	4,200,000.00	0.00	4,200,000.00
6	SAA No.15-03-209	3/18/2015	For Hospital for Ancillary Medications, Laboratory Test Fluid Support		RA No.10651	1 01 101	0.00	50,000.00	0.00	50,000.00	0.00	0.00	0.00	0.00	0.00	50,000.00	0.00	50,000.00
	SAA No.15-04-025 (CONAP)	4/22/2015	To sub-allot funds as Financial Assistance for the Implementation of Asia Pacific Economic Cooperation (APEC) Activities, CY 2015		RA No.10633	1 01 101	0.00	500,000.00	0.00	500,000.00	0.00	0.00	0.00	0.00	0.00	500,000.00	0.00	500,000.00
8	SAA No.15-04-045(CONAP)	4/28/2015	To sub-allot funds for Medical Health Care Assistance Program		RA No.10633	1 01 101	0.00	100,000.00	0.00	100,000.00	0.00	0.00	0.00	0.00	0.00	100,000.00	0.00	100,000.00
9	SAA No.15-04-400	4/28/2015	To sub-allot funds for Medical Health Care Assistance Program		RA No.10651	1 01 101	0.00	200,000.00	0.00	200,000.00	0.00	0.00	0.00	0.00	0.00	200,000.00	0.00	200,000.00
10	SAA No.15-04-406	4/28/2015	To sub-allot funds for Medical Health Care Assistance Program		RA No.10651	1 01 101	0.00	500,000.00	0.00	500,000.00	0.00	0.00	0.00	0.00	0.00	500,000.00	0.00	500,000.00
11	SAA No.15-05-422	5/7/2015	To sub-allot funds Specifically to augment the Operations of Phil. Blood Center		RA No.10651	1 01 101	0.00	10,000,000.00	0.00	10,000,000.00	0.00	0.00	0.00	0.00	0.00	10,000,000.00	0.00	10,000,000.00
12	SAA No.15-05-467	5/13/2015	To sub-allot funds for Medical Health Care Assistance Program		RA No.10651	1 01 101	0.00	400,000.00	0.00	400,000.00	0.00	0.00	0.00	0.00	0.00	400,000.00	0.00	400,000.00
13	SAA No.15-04-408	4/28/2015	To sub-allot funds for Medical Health Care Assistance Program		RA No.10651	1 01 101	0.00	200,000.00	0.00	200,000.00	0.00	0.00	0.00	0.00	0.00	200,000.00	0.00	200,000.00
14	SAA No.15-05-422A	5/15/2015	To cancel SAA No.15-05-422 dtd. 5/7/2015		RA No.10651	1 01 101	0.00	(10,000,000.00)	0.00	(10,000,000.00)	0.00	0.00	0.00	0.00	0.00	(10,000,000.00)	0.00	(10,000,000.00)
15	SAA No.15-06-562	6/17/2015	To sub-allot funds for Medical Health Care Assistance Program		RA No.10651	1 01 101	0.00	500,000.00	0.00	500,000.00	0.00	0.00	0.00	0.00	0.00	500,000.00	0.00	500,000.00
16	SAA No.15-06-086(CONAP)	6/15/2015	To sub-allot funds for the Operation of the Women and Children Protection Unit(WCPU)		RA No.10633	1 01 101	0.00	210,000.00	0.00	210,000.00	0.00	0.00	0.00	0.00	0.00	210,000.00	0.00	210,000.00
17	SAA No.15-06--595	6/25/2015	To cover payment of Personnel Enhancement Incentive per EO No. 181 dtd. 5/15/15		RA No.10651	1 01 101	29,125,227.00	0.00	0.00	29,125,227.00	0.00	0.00	0.00	0.00	29,125,227.00	0.00	0.00	29,125,227.00
18	SAA No.15-07-787	7/16/2015	To sub-allot funds for General Administration and Support Services		RA No.10651	1 01 101	405,072.00	0.00	0.00	405,072.00	0.00	0.00	0.00	0.00	405,072.00	0.00	0.00	405,072.00
19	SAA No.15-07-775	7/16/2015	To sub-allot funds for Regulation of Health Facilities and Services		RA No.10651	1 01 101	306,889.00	0.00	0.00	306,889.00	0.00	0.00	0.00	0.00	306,889.00	0.00	0.00	306,889.00
20	SAA No.15-07-815	7/16/2015	To sub-allot funds for General Administration and Support Services		RA No.10651	1 01 101	40,491.36	0.00	0.00	40,491.36	0.00	0.00	0.00	0.00	40,491.36	0.00	0.00	40,491.36
21	SAA No.15-07-814	7/16/2015	To sub-allot funds to National Voluntary Blood Services Program and Operation of Blood Centers		RA No.10651	1 01 101	94,400.64	0.00	0.00	94,400.64	0.00	0.00	0.00	0.00	94,400.64	0.00	0.00	94,400.64

ALLOTMENTS / SUB-ALLOTMENTS			FUNDING SOURCE		ALLOTMENTS/SUB-ALLOTMENTS RECEIVED FROM CO's / RO's				SUB-ALLOTMENT TO REGIONS/OPERATING UNITS				TOTAL ALLOTMENTS / NET OF SUB-ALLOTMENTS				
No.	NUMBER	DATE	DESCRIPTION	UACS CODE	PS	MOOE	CO	TOTAL	PS	MOOE	CO	TOTAL	PS	MOOE	CO	TOTAL	
1	2	3	4	5	6	7	8	9=(6+7+8)	10	11	12	13=(10+11+12)	10	11	12	13=(10+11+12)	
22	SAA No.15-07-812	7/16/2015	To sub-allot funds for Regulation of Health Facilities and Services	RA No.10651	1 01 101	25,852.32	0.00	0.00	25,852.32	0.00	0.00	0.00	0.00	25,852.32	0.00	0.00	25,852.32
23	SAA No.15-07-771	7/16/2015	To sub-allot funds for National Voluntary Blood Services Program and Operation of Blood Centers	RA No.10651	1 01 101	986,103.00	0.00	0.00	986,103.00	0.00	0.00	0.00	0.00	986,103.00	0.00	0.00	986,103.00
24	SAA No.15-07-844	7/20/2015	To sub-allot funds for Health Facilities and Service Regulatory Bureau	RA No.10651	1 01 101	79,325.00	0.00	0.00	79,325.00	0.00	0.00	0.00	0.00	79,325.00	0.00	0.00	79,325.00
25	SAA No.15-07-843	7/20/2015	To sub-allot funds for Health Facilities and Service Regulatory Bureau	RA No.10651	1 01 101	8,712.00	0.00	0.00	8,712.00	0.00	0.00	0.00	0.00	8,712.00	0.00	0.00	8,712.00
26	SAA No.15-07-778	7/16/2015	To sub-allot funds for Formulation of Policies, Standards and Plans for Hospital and Other Health Facilities	RA No.10651	1 01 101	478,828.50	0.00	0.00	478,828.50	0.00	0.00	0.00	0.00	478,828.50	0.00	0.00	478,828.50
27	SAA No.15-07-840	7/20/2015	To sub-allot funds for Formulation of Policies, Standards and Plans for Hospital and Other Health Facilities	RA No.10651	1 01 101	(297,563.00)	0.00	0.00	(297,563.00)	0.00	0.00	0.00	0.00	(297,563.00)	0.00	0.00	(297,563.00)
28	SAA No.15-07-813	7/16/2015	To sub-allot funds for Formulation of Policies, Standards and Plans for Hospital and Other Health Facilities	RA No.10651	1 01 101	48,628.08	0.00	0.00	48,628.08	0.00	0.00	0.00	0.00	48,628.08	0.00	0.00	48,628.08
29	SAA No.15-07-841	7/20/2015	To sub-allot funds for Formulation of Policies, Standards and Plans for Hospital and Other Health Facilities	RA No.10651	1 01 101	(30,709.44)	0.00	0.00	(30,709.44)	0.00	0.00	0.00	0.00	(30,709.44)	0.00	0.00	(30,709.44)
30	SAA No.15-07-796	7/16/2015	To sub-allot funds for General Administration and Supervision	RA No.10651	1 01 101	165,837.00	0.00	0.00	165,837.00	0.00	0.00	0.00	0.00	165,837.00	0.00	0.00	165,837.00
	SAA No.15-07-842	7/20/2015	To sub-allot funds for General Administration and Supervision	RA No.10651	1 01 101	(54,527.00)	0.00	0.00	(54,527.00)	0.00	0.00	0.00	0.00	(54,527.00)	0.00	0.00	(54,527.00)
	SAA No.15-07-860	7/29/2015	To sub-allot funds for Environmental and Occupational Health	RA No.10651	1 01 101	0.00	1,500,000.00	0.00	1,500,000.00	0.00	0.00	0.00	0.00	0.00	1,500,000.00	0.00	1,500,000.00
33	SAA No.15-09-923	7/7/2015	To sub-allot funds for General Administration and Supervision	RA No.10651	1 01 101	212,978.31	0.00	0.00	212,978.31	0.00	0.00	0.00	0.00	212,978.31	0.00	0.00	212,978.31
34	SAA No.15-06-158(CONAP)	6/26/2015	To sub-allot funds for Family Health and Responsible Parenting	RA No.10633	1 01 101	0.00	150,000.00	0.00	150,000.00	0.00	0.00	0.00	0.00	0.00	150,000.00	0.00	150,000.00
35	SAA No.15-07-236(CONAP)	7/7/2015	To sub-allot funds for Assistance to Indigent Patients	RA No.10633	1 01 101	0.00	100,000.00	0.00	100,000.00	0.00	0.00	0.00	0.00	0.00	100,000.00	0.00	100,000.00
36	SAA No.15-07-282(CONAP)	7/31/2015	To sub-allot funds for Assistance to Indigent Patients	RA No.10633	1 01 101	0.00	500,000.00	0.00	500,000.00	0.00	0.00	0.00	0.00	0.00	500,000.00	0.00	500,000.00
37	SAA No.15-08-300(CONAP)	8/27/2015	To sub-allot funds for Health Facilities Development Bureau	RA No.10633	1 01 101	0.00	585,000.00	0.00	585,000.00	0.00	0.00	0.00	0.00	0.00	585,000.00	0.00	585,000.00
38	SAA No.15-09-338(CONAP)	9/10/2015	To sub-allot funds for Assistance to Indigent Patients	RA No.10633	1 01 101	0.00	1,000,000.00	0.00	1,000,000.00	0.00	0.00	0.00	0.00	0.00	1,000,000.00	0.00	1,000,000.00
39	SAA No.15-09-340(CONAP)	9/10/2015	To sub-allot funds for Assistance to Indigent Patients	RA No.10633	1 01 101	0.00	250,000.00	0.00	250,000.00	0.00	0.00	0.00	0.00	0.00	250,000.00	0.00	250,000.00
40	SAA No.15-11-1025	11/9/2015	To sub-allot funds for Assistance to Indigent Patients	RA No.10651	1 01 101	0.00	100,000.00	0.00	100,000.00	0.00	0.00	0.00	0.00	0.00	100,000.00	0.00	100,000.00
41	SAA No.15-12-1059	12/2/2015	To Sub-Allot Funds for the Course Fee for the availment of DOH-NCP Courses per D.O No. 2015-0244 dated 11-12-15	RA No.10651	1 01 101	0.00	525,000.00	0.00	525,000.00	0.00	0.00	0.00	0.00	0.00	525,000.00	0.00	525,000.00
42	SAA No.15-12-1083	12/10/2015	To sub allot funds for laboratory support services to the environmental and occupational health program	RA No.10651	1 01 101	0.00	2,000,000.00	0.00	2,000,000.00	0.00	0.00	0.00	0.00	0.00	2,000,000.00	0.00	2,000,000.00
43	SAA No.15-12-1129	12/29/2015	To cover payment of PBB 2015	RA No.10651	1 01 101	12,830,600.00		0.00	12,830,600.00	0.00	0.00	0.00	0.00	12,830,600.00	0.00	0.00	12,830,600.00
44	SAA No.15-09-349(CONAP)	10/9/2015	To sub-allot funds for Assistance to Indigent Patients	RA No.10633	1 01 101	0.00	200,000.00	0.00	200,000.00	0.00	0.00	0.00	0.00	0.00	200,000.00	0.00	200,000.00
45	SAA No.15-12-414(CONAP)	12/11/2015	To sub-Allot funds to cover the procurement of various medical equipment for EAMC	RA No.10633	1 01 101	0.00	0.00	100,000,000.00	100,000,000.00	0.00	0.00	0.00	0.00	0.00	0.00	100,000,000.00	100,000,000.00
46	SAA No.15-12-424(CONAP)	12/29/2015	To sub-allot funds for Medical Health Care Assistance Program	RA No.10633	1 01 101	0.00	10,000,000.00	0.00	10,000,000.00	0.00	0.00	0.00	0.00	0.00	10,000,000.00	0.00	10,000,000.00
Sub-total						44,426,144.77	32,970,000.00	100,000,000.00	177,396,144.77	0.00	0.00	0.00	0.00	44,426,144.77	32,970,000.00	100,000,000.00	177,396,144.77
TOTAL ALLOTMENTS						783,972,403.77	197,232,875.00	100,000,000.00	1,081,205,278.77	0.00	0.00	0.00	0.00	783,972,403.77	197,232,875.00	100,000,000.00	1,081,205,278.77

Summary of Funding Source Code:				CODE	PS	MOOE	CO	TOTAL	PS	MOOE	CO	TOTAL	PS	MOOE	CO	TOTAL
Agency specific Budget				1 01 101	439,045,000.00	199,281,000.00	0.00	638,326,000.00	0.00	0.00	0.00	0.00	439,045,000.00	199,281,000.00	0.00	638,326,000.00
RLIP				1 04 102	49,774,276.00	0.00	0.00	49,774,276.00	0.00	0.00	0.00	0.00	49,774,276.00	0.00	0.00	49,774,276.00
MPBF / PBB				1 01 406	205,943,631.00	0.00	0.00	205,943,631.00	0.00	0.00	0.00	0.00	205,943,631.00	0.00	0.00	205,943,631.00
P & G				1 01 407	9,765,227.00	0.00	0.00	9,765,227.00	0.00	0.00	0.00	0.00	9,765,227.00	0.00	0.00	9,765,227.00
SAA				1 01 101	44,426,144.77	32,970,000.00	100,000,000.00	177,396,144.77	0.00	0.00	0.00	0.00	44,426,144.77	32,970,000.00	100,000,000.00	177,396,144.77
TOTAL					748,954,278.77	232,251,000.00	100,000,000.00	1,081,205,278.77	0.00	0.00	0.00	0.00	748,954,278.77	232,251,000.00	100,000,000.00	1,081,205,278.77

Prepared by:

LETICIA Z. RAPIER
 Supervising Administrative Officer
 Date:

Reviewed by:

MARIETTA M. CRUZ
 Financial and Management Officer II
 Date:

Noted by:

ROLAND L. CORTIZ, MD, FPCHA, MHA, CESO IV, CEO VI
 Medical Center Chief II
 Date: